

Vision: Youth make healthy choices and become successful adults.

North Hawaii Public School Graduate on Time

In school year 2008-2009 for 9th graders entering school four years earlier, only 76% graduated from Honokaa High School and only 88% graduated from Kohala High School.

About 8% of Hawaii State Students Report Driving After Drinking

“The Youth Risk Behavioral Surveillance Survey was developed in 1990 to monitor priority health risk behaviors that contribute markedly to the leading causes of death, disability, and social problems among youth and adults in the United States” (CDC, YRBSS 2010).

According to the Youth Risk Behavioral Surveillance Survey for Hawaii State, approximately 8% of Hawaii students reported driving after drinking within the past 30 days. While this is slightly lower than the national average it reflects significant risk taking. This measure is relevant since the most common cause of death in adolescents is trauma and the most common cause of trauma is motor vehicle crashes. No data is available at the county level.

One out of Three Hawaii State Students Reported Riding in a Car with a Driver Who Had Been Drinking

Hawaii State rates of student self-reported riding in a car with a driver who had been drinking are 33% and are higher than the national average. No data available at the county level.

*See

<http://www.cdc.gov/HealthyYouth/yrbs/index.htm> or call 800-CDC-INFO.

Figure 42

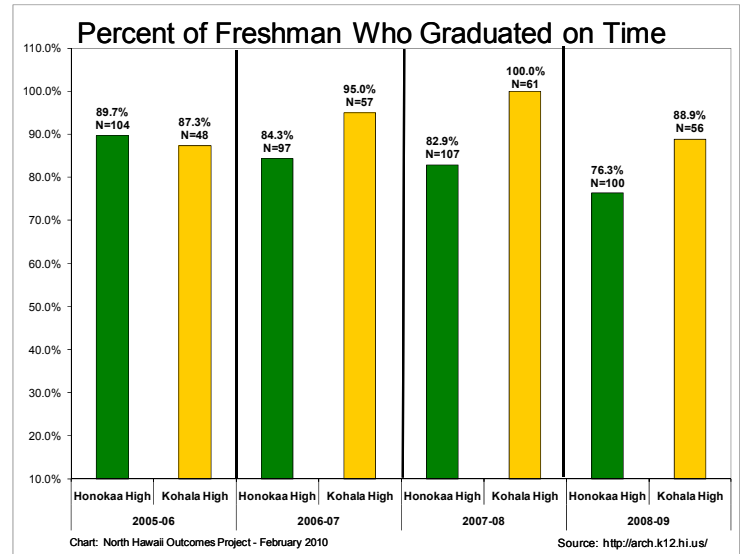


Figure 43

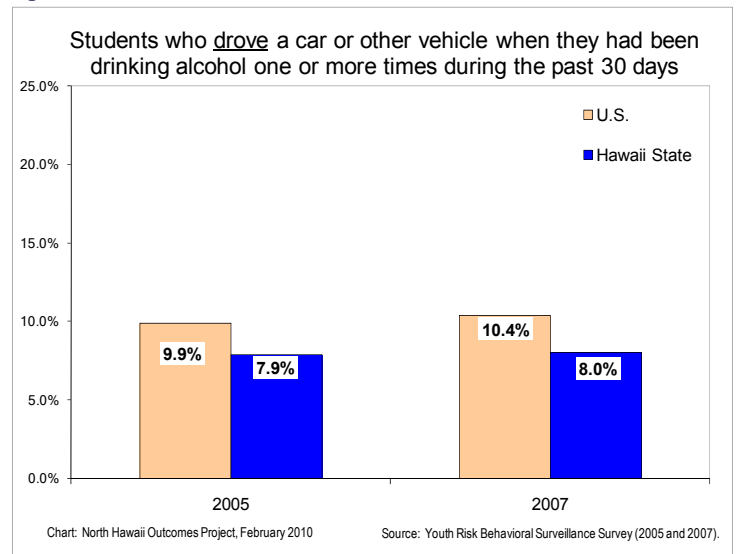
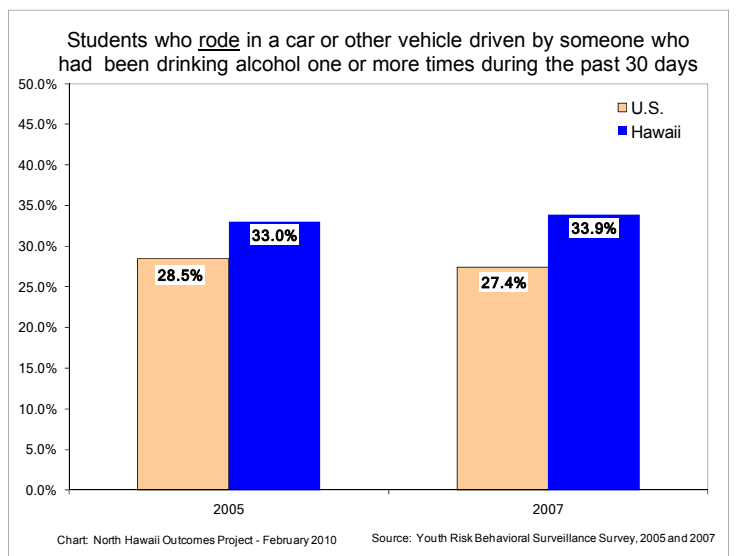


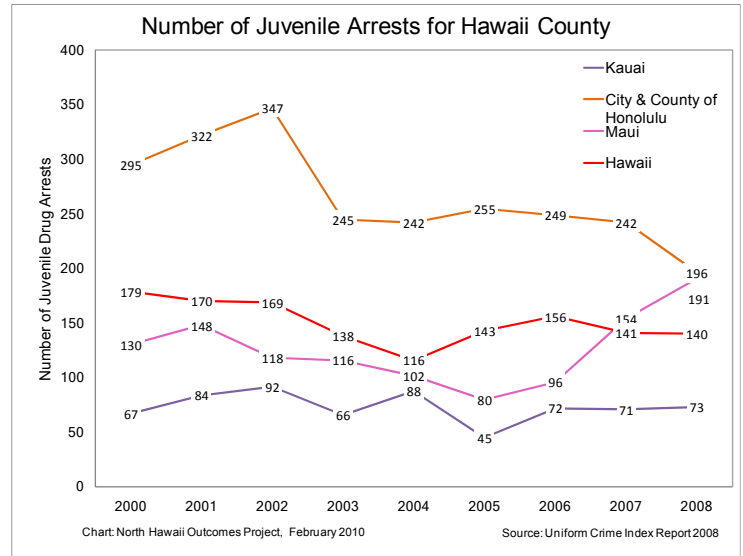
Figure 44



Hawaii County Juvenile Arrests Show Downward Trend

The number of Hawaii County juvenile arrests show a downward trend between 2000 to 2008. The most common cause of arrest is driving under the influence. Further analysis is suggested.

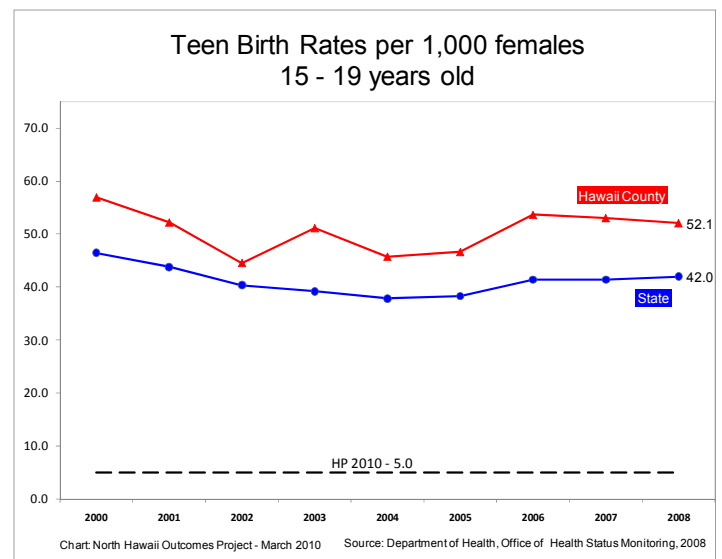
Figure 45



Hawaii County Teen Birth Rates Higher Than State

Hawaii County teen birth rates are consistently higher than the average state rates. Although there appears to be a downward trend between 2000-2004, since 2004 there appears to be a small upward trend at both the county and state levels. Hawaii County teen birth rates are significantly higher than the Healthy People 2010 goal of 5.0 per 1,000 females age 15-19 years old. Teen births are a sentinel health indicator because infants born to teens, on average, have lower high school graduation rates and higher poverty rates.

Figure 46



Hawaii County Teen Pregnancy Rates Similar to State

Hawaii County teen pregnancy rates similar to the state and are significantly higher than the Healthy People 2010 goal of 5.0 per 1,000 females age 15 -19 years old.

Figure 47

