

Health Status - Adults

Vision: *Adults have meaningful work, family-sustaining incomes and healthy lifestyles.*

Hawaii County Unemployment Higher Than State and Rising

Rising unemployment negatively impacts health status by impacting both income and access to health care and social factors.

Additional, economic demographic risk factors are described in the Demographic section on pages 9 – 11.

Income: Hawaii County Lower Income Per Capita

Hawaii County has a substantially lower average per person income according to the U.S. Census data from 2008. Kauai was not included because data was not available.

Hawaii County Binge Drinking Higher Than State Rate

Binge drinking is drinking five or more alcoholic beverages on at least one occasion in the past month.

Self-reported binge drinking rates were higher in Hawaii County than in the state and unfortunately appears to be increasing at both the county and state levels. In 2008, for Hawaii County, nearly one in five adults reported drinking five or more alcoholic beverages on at least one occasion in the past month.

Resource:

Screening for problem drinking, visit the U.S. Department of Transportation at http://www.nhtsa.gov/people/injury/alcohol/EmergCare/appendix_d.htm

Figure 48

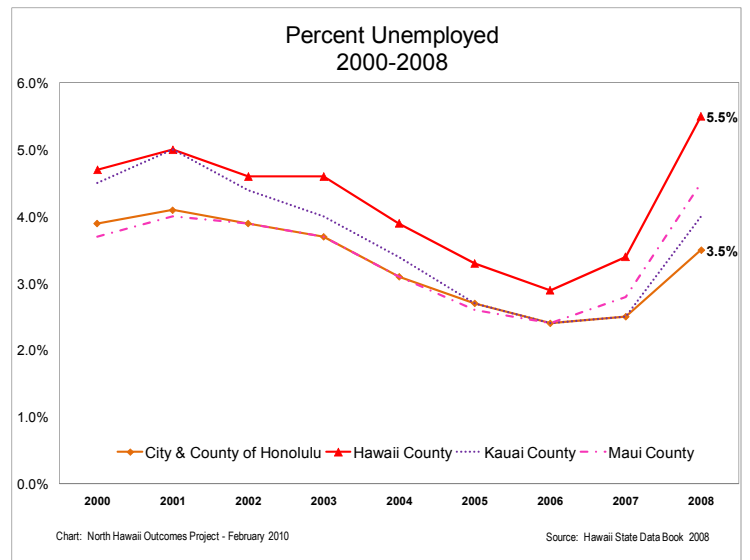


Figure 49

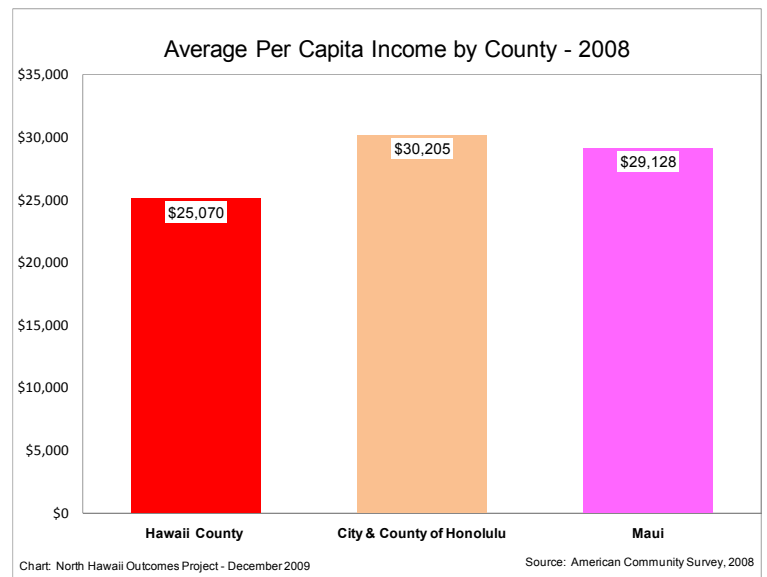
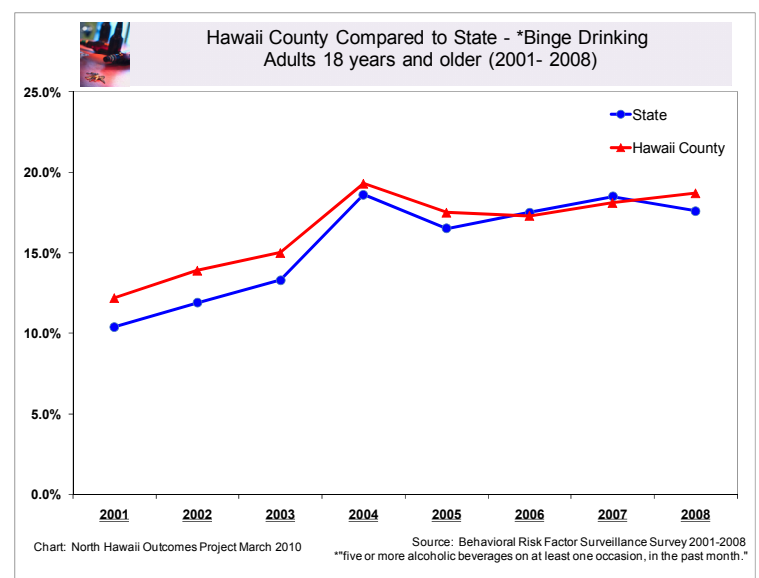


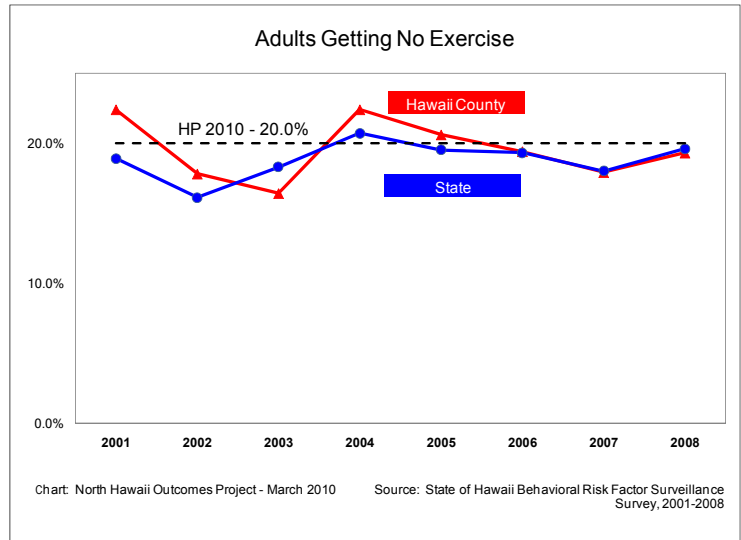
Figure 50



Hawaii County is Similar to State for Adults Getting No Exercise.

Exercise is one of the most important lifestyle factors to promote health and protect against disease. Though Hawaii County is similar to the State, about one in five adults reported getting no exercise within the last 30 days, according to the Behavioral Risk Factor Surveillance Survey (2001-2008).

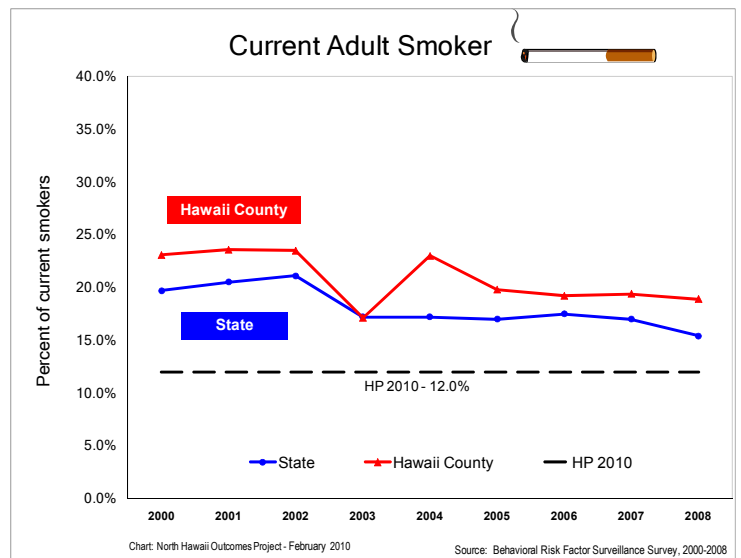
Figure 51



Hawaii County Residents Report Higher Smoking Rates

Hawaii County residents reported higher smoking rates (18.9%) compared to the state (15.4%) in 2008. However, there has been improvement in reducing smoking on Hawaii Island from 2000-2008. In 2000, 23.1% of residents reported smoking, compared to 18.9% in 2008.

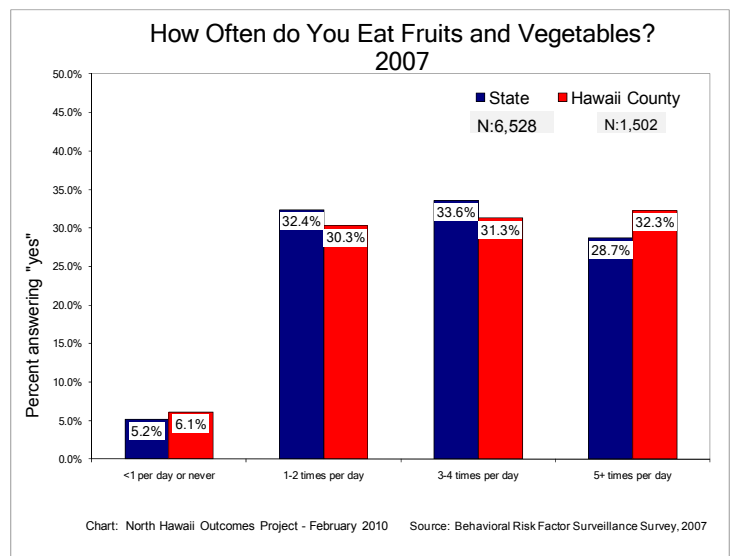
Figure 52



More Hawaii County Residents Report Eating Five Servings of Fruits and Vegetables per Day

More Hawaii County residents reported eating the recommended five serving of fruits and vegetables a day, according to the Behavioral Risk Factor Surveillance Survey (2007).

Figure 53



Health Status - Adults

Hawaii County Overweight Rate is High and Similar to State

Hawaii County self-reported overweight is similar to the state and for 2008 was approximately 35%. Approximately one in three residents reported being overweight at both the county and state levels. Since overweight increases the risk for diabetes and heart disease, this is an important target for improvement.

Resource:

Visit the National Heart Lung and Blood Institute at www.nhlbisupport.com/bmi for further information on weight risk factors.

Hawaii County High Blood Pressure Rate High, Similar to State and Rising

Hawaii County self-reported rate of high blood pressure in 2007 was similar to the state (28.2) compared to (29.5) for the state. High blood pressure rates are rising at both the county and state levels. The proportion of Hawaii County residents and the state residents reporting high blood pressure rose from about 25% in 2003 to about 30% in 2007.

Fewer Hawaii County Residents with High Blood Pressure Reported Taking Medicine for High Blood Pressure

In 2007, Fewer Hawaii County residents reported taking medicine for high blood pressure (74.4%) compared to (77.4%) for the state. This may reflect inadequate access to primary care. High blood pressure is the strongest risk factor for stroke.

Figure 54

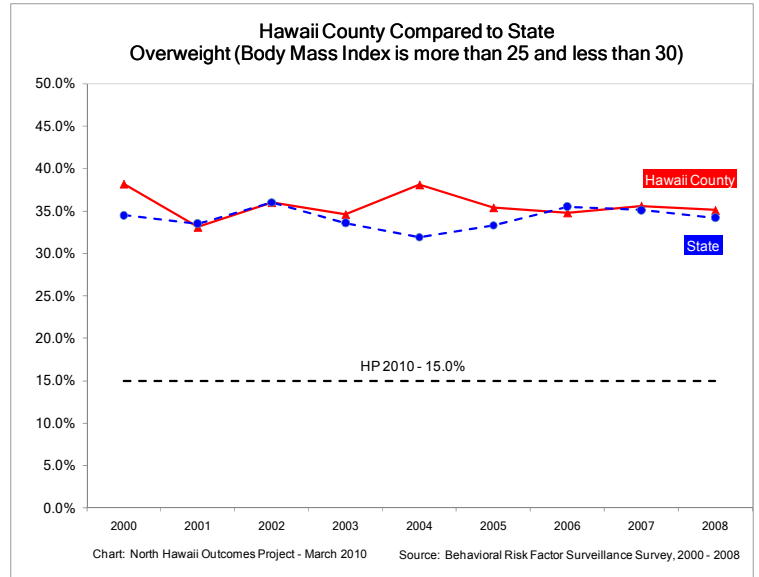


Figure 55

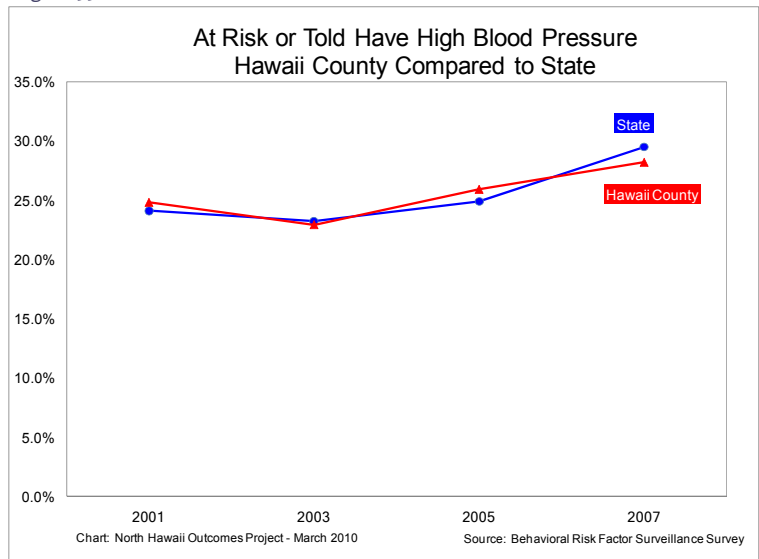
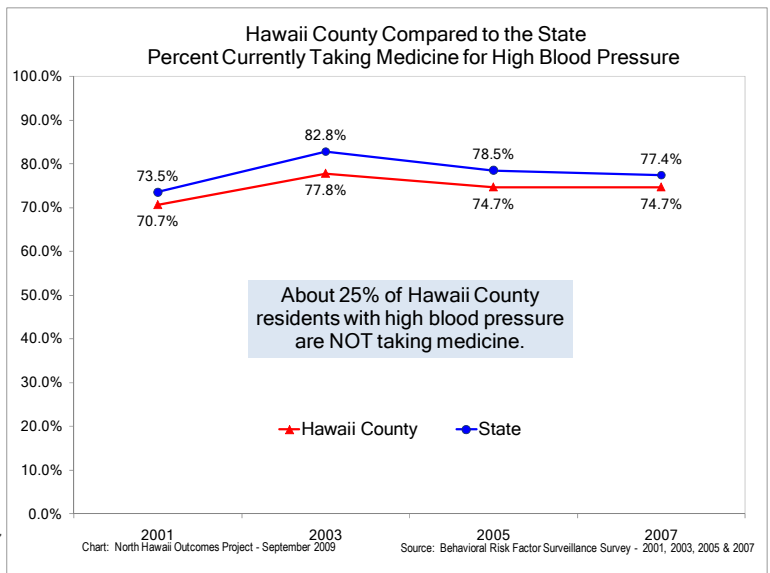


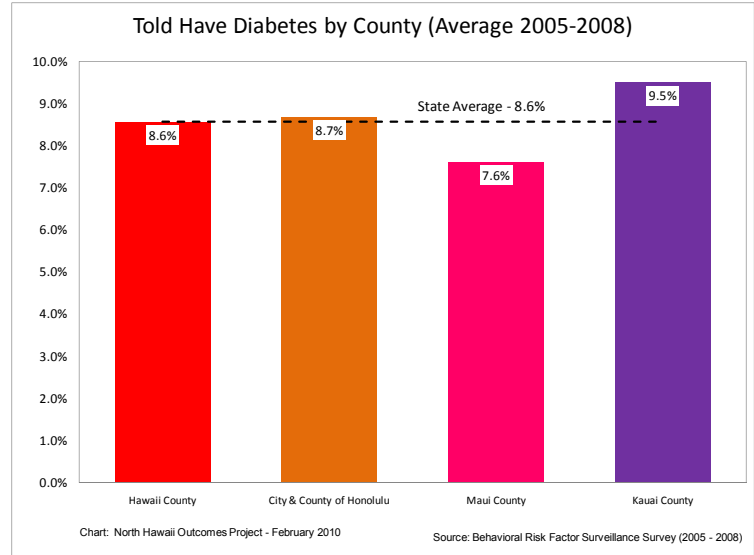
Figure 56



Hawaii County Self-Reported Diabetes Rates Similar to State

Hawaii County residents reported an average rate of 8.6% for “told have diabetes” for the years 2005-2008. This rate is similar to the state rate and slightly higher than Maui County, yet slightly lower than Kauai County.

Figure 57

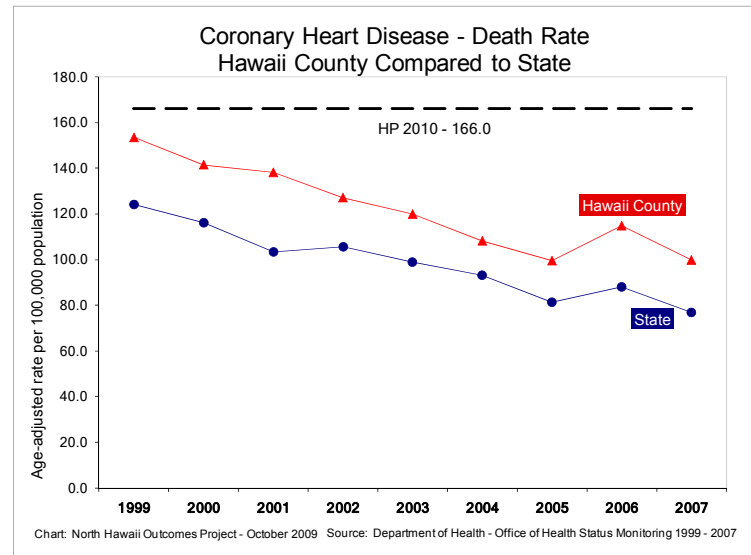


Hawaii County Heart Disease Death Rates Higher Than State

Hawaii County has consistently and significantly higher death rates from coronary heart disease compared to the state. On the positive side, both county and state death rates are declining and are lower than the Healthy People 2010 goal.

The higher death rate for Hawaii County may be related to higher smoking rates and inadequate access to healthcare.

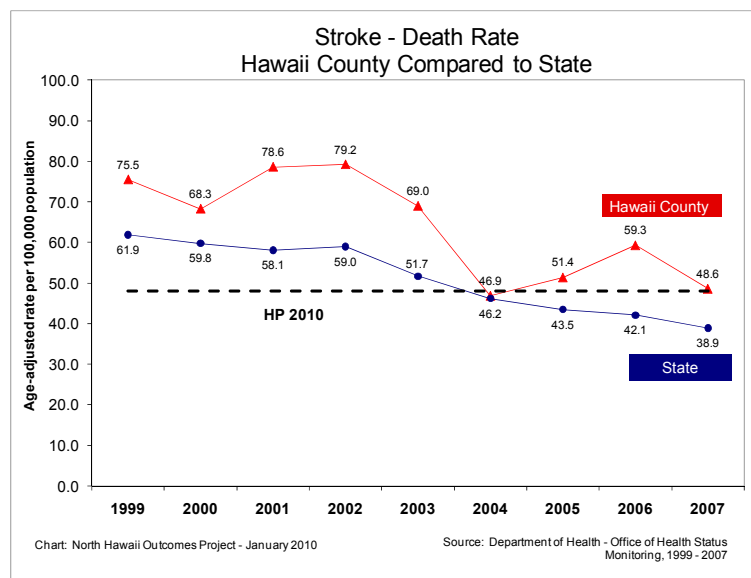
Figure 58



Hawaii County Stroke Death Rate Higher Than State

Hawaii County had a consistently higher stroke death rate compared to the state, except for 2004. Since high blood pressure is the biggest risk factor for stroke deaths, and rates of high blood pressure are similar, inadequate access to high quality healthcare and smoking rates are likely related to the higher stroke death rates.

Figure 59



Hawaii County Overall Cancer Death Rate Higher than State

Hawaii County overall cancer death rates are generally higher than the state rates. Again this is likely to be related to higher smoking rates and may be related to inadequate access to care as well as economic and social determinants of health.

Hawaii County Lung Cancer Death Rate Higher than State

The Hawaii County lung cancer death rate between 1999 – 2007 was on average 39.3 100,000 age-adjusted population. This is higher than the average state rate of 35.9% for the same time period. Higher lung cancer rates may be linked with higher smoking rates.

Hawaii County Breast Cancer Death Rate Higher than State

Hawaii County breast cancer death rates between 2005-2007 were significantly higher, 26.4 compared to the state rate of 18.3. Data for Hawaii County was not reported for 2000, 2003 and 2004 because of small numbers.

However, because the population is relatively small and the numbers of deaths from breast cancer in Hawaii County are relatively small, there is a large expected variation. Other possible reasons for the disparity include social and economic determinants and access to care.

Figure 60

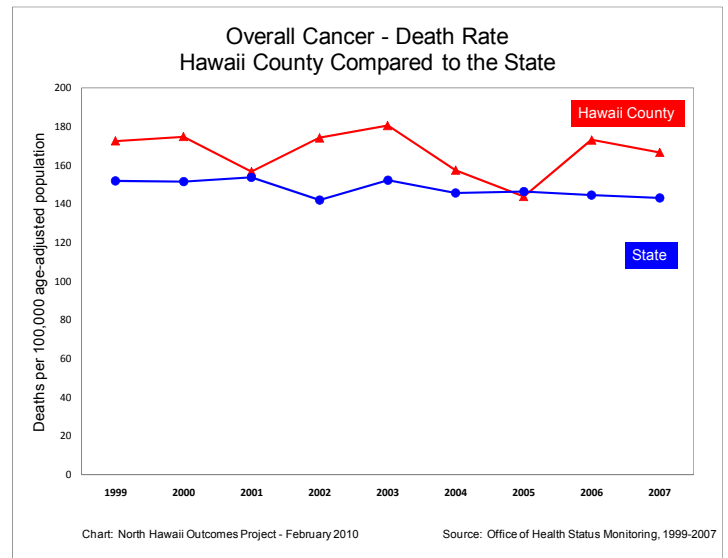


Figure 61

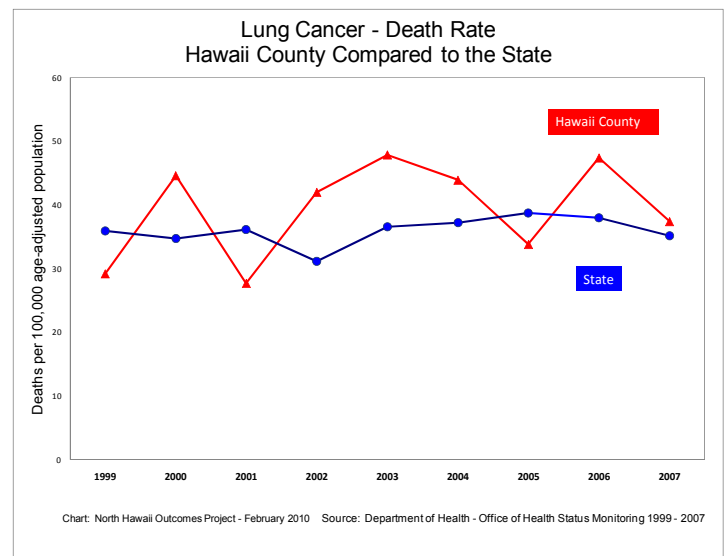


Figure 62

