

Health Status - Population

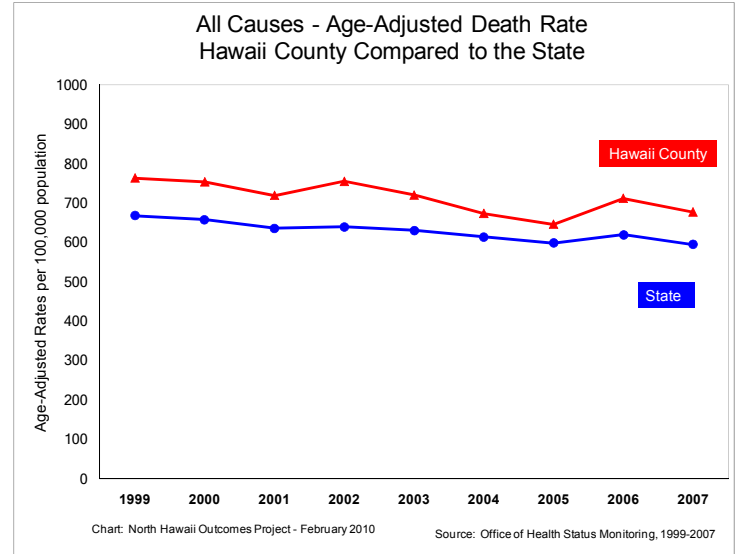
Vision: Families live in safe and supportive communities.

Hawaii County All Causes Death Rate Consistently Higher than State Rate

The Hawaii County death rate for “all causes” was 677.7 per 100,000 age-adjusted compared to 595.3 for Hawaii State in 2007.

Though the “all causes” death rate has improved slightly from 1999-2007 for the county and state, the Hawaii County rate has remained consistently higher.

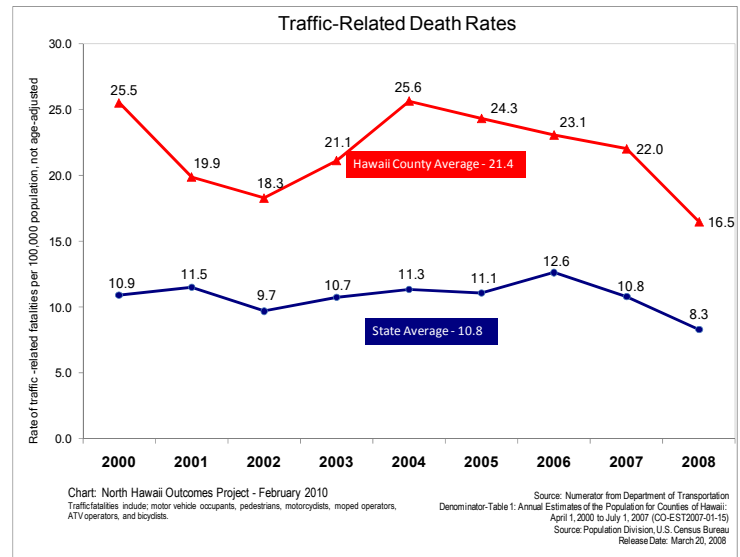
Figure 66



Hawaii County Traffic-Related Death Rate Consistently Higher than State and Improving

The Hawaii County traffic-related death rate is consistently higher than the state rate. However, the death rate does appear to be improving between 2004-2008. This improvement may be related to a strong island-wide collaboration to reduce traffic deaths. (See www.nhop.org Hawaii Island Traffic Safety Report 2008).

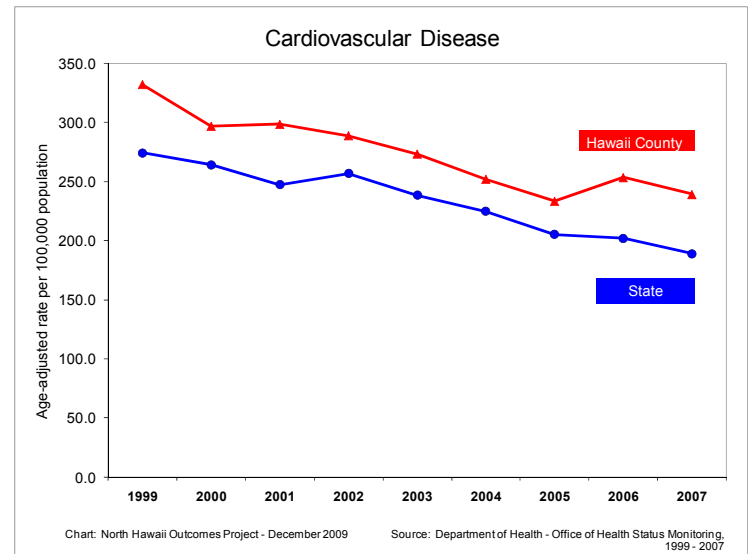
Figure 67



Hawaii County Cardiovascular Death Rate Consistently Higher than State Rate

Cardiovascular death rates are higher for Hawaii County compared to the state. This measure combines coronary heart and stroke deaths, so the reasons for higher rates are similar to those on page 28.

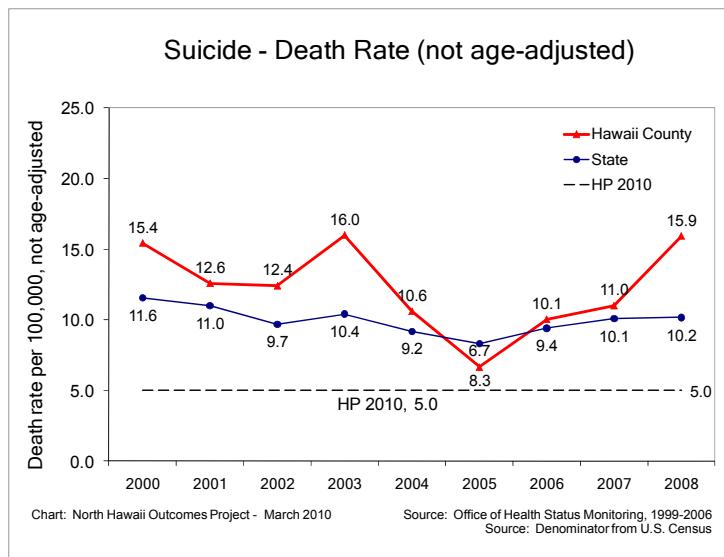
Figure 68



Hawaii County Suicide Death Rate Higher than State Rate

Hawaii County suicide death rate displayed in **Figure 69** is not age-adjusted, so caution is needed in interpretation. The increase in suicide death rate in Hawaii County from 2007-2008 is worrisome.

Figure 69



Hawaii Suicide Resources:

- ACCESS Line – 832-3100 or 1-(800)-753-6879
- Teen Line Hawaii – (808)521-8336 or 1-(877)-521-8336
- National Suicide Prevention Lifeline – 1(808) 273-8255

Department of Health Injury Prevention & Control
 Leahi Hospital / Trotter Building Basement
 3675 Kilauea Avenue
 Honolulu, Hawaii 96816
 Phone; (808) 733-9201
www.nogethurt.hawaii.gov