

Health Status - Population

Vision: Families live in safe and supportive communities.

Hawaii County Traffic-Related Death Rate Consistently Higher

The Hawaii County traffic-related death rate is consistently higher than the state rate.

However, the Hawaii County death rate does appear to be declining between 2000-2011 (see Figure 77). This improvement may be related to a strong island-wide collaboration to reduce traffic deaths. (See www.nhop.org Hawaii Island Traffic Safety Report 2008).²⁵

Suicide Death Rate Higher in Hawaii County and Increasing

The dramatic increase in the Hawaii County suicide death rate from 2007-2009 is worrisome. Hawaii County's suicide death rate in 2009 is more than twice the Healthy People 2020 target of 10.2 deaths per 100,000 population, and is substantially higher than the State rate of 12.8 (see Figure 78).

The Hawaii County suicide death rate is not age-adjusted so caution is needed in interpretation.

Note:

National Suicide Prevention Lifeline – 1(800) 273-8255
State Mental Health Line – 1(800)753-6879

Binge Drinking Increasing and Slightly Higher in Hawaii County

In 2010, for Hawaii County, nearly one in five adults reported drinking five or more alcoholic beverages on at least one occasion in the past month (see Figure 79).

Note:

Since binge drinking increases the risk for traffic-related deaths and for suicide, it is an important issue to address.

Figure 77

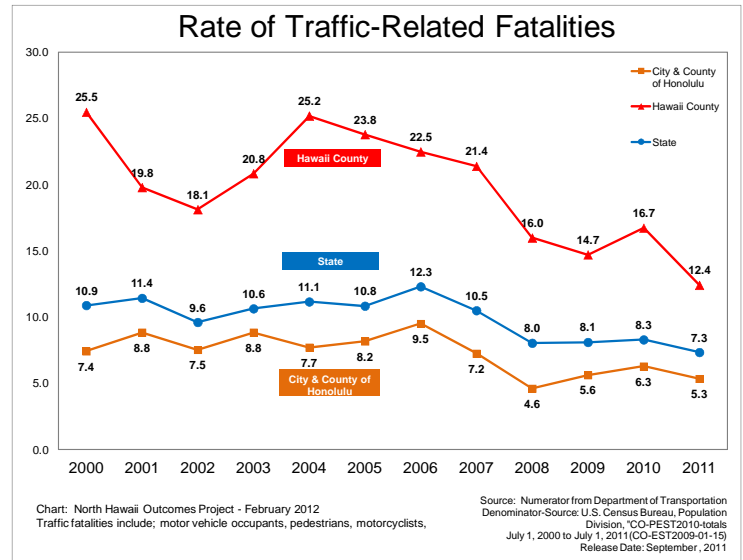


Figure 78

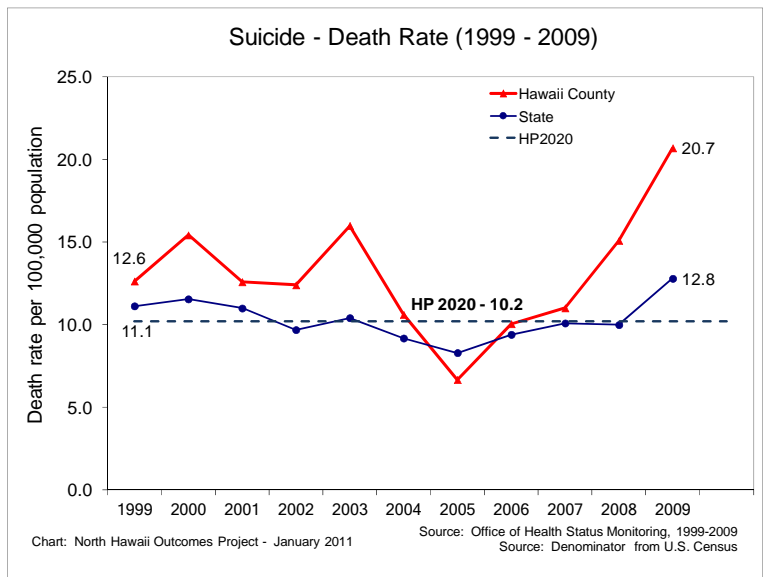
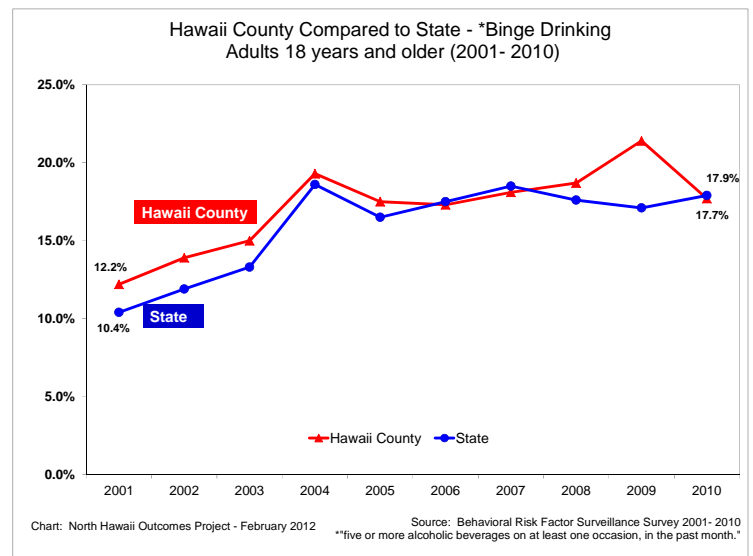


Figure 79



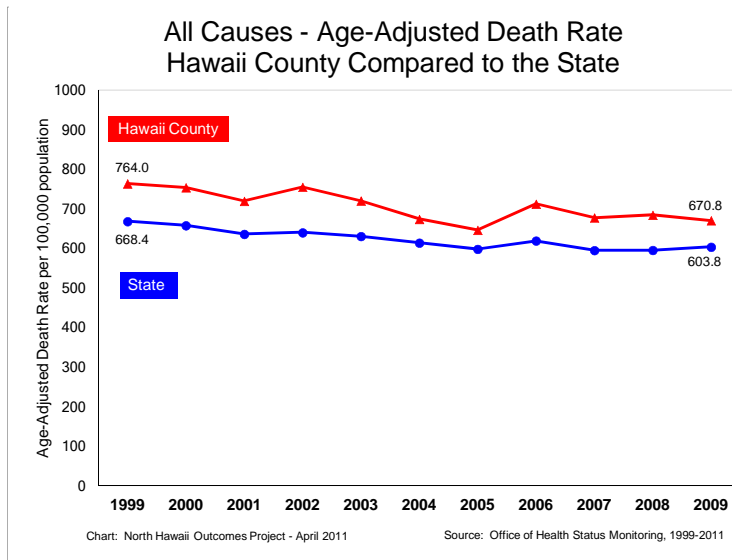
The All Causes Death Rate is Consistently Higher in Hawaii County

The Hawaii County death rate for “all causes” was 670.8 per 100,000 age-adjusted compared to 603.8 for the state in 2009. Although the “all causes” death rate has improved from 1999-2009 for both Hawaii County and the state, the Hawaii County rate has remained consistently higher than the state (see Figure 80).

Note:

Population health research suggests higher overall death rates improve with improved access to primary care.

Figure 80



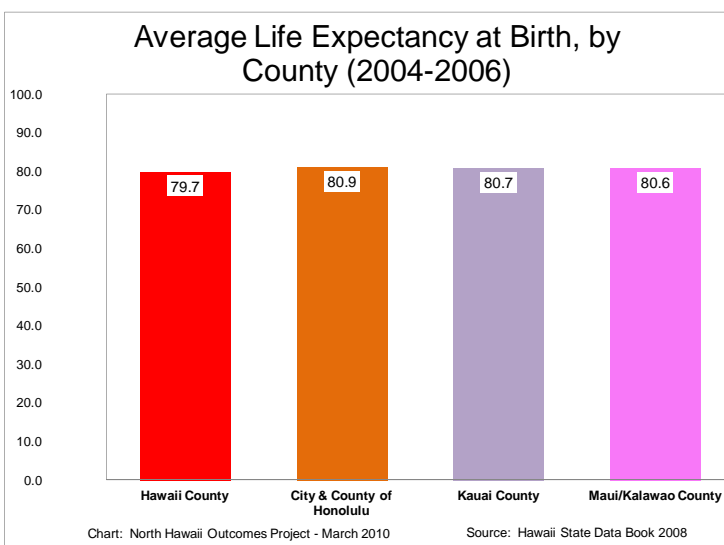
Hawaii County Life Expectancy

Hawaii County had the lowest average life expectancy for all counties in Hawaii, 79.7 years compared to 80.9 years for the City and County of Honolulu (see Figure 81).

This lower life expectancy is likely related to all three factors influencing population health shown on page 4, social and economic determinants, health-related behaviors and health systems, especially access to healthcare.



Figure 81



Small Online Health Survey shows adults think more doctors and health insurance would help

When 900 North Hawaii adults were surveyed between 2000 – 2012 through a voluntary online survey www.howsyourhealth.com,²⁴ 42% selected more doctors and health insurance as the best option to improve health (see Figure 82).

Figure 82

